



District Report Card: 2017


State: Lakshadweep	District: Lakshadweep
Class: 5	Subject: Language
Schools: 28	Students: 464


Participation/Coverage


Students

<div>GENDER</div> <div></div>	Boys		Girls	
	Number	%	Number	%
	233	50.22	231	49.78

<div>AREA</div> <div></div>	Rural		Urban	
	Number	%	Number	%
	269	57.97	195	42.03

<div>CATEGORY</div> <div></div>	SC		ST		OBC		GEN	
	Number	%	Number	%	Number	%	Number	%
	0	0.00	459	98.92	5	1.08	0	0.00

<div>CWSN</div> <div></div>	LD	VI	HI	S&LD	ID	Oth
	6	3	1	0	2	2

<div>Management</div> <div></div>	Government		Government-aided	
	Number	%	Number	%
	464	100.00	0	0.00

Average Performance of Students in Language (%)

Overall	Gender		Area		Management		Social Group			
	Male	Female	Rural	Urban	Govt.	Aided	SC	ST	OBC	GEN
51.47	50.56	52.38	53.85	48.17	51.47	0.00	0.00	51.56	42.67	0.00

Performance on Learning Outcomes (LOs)

Learning Outcomes	Description	Average Performance(%)
L504	Reads and comprehends independently storybooks, news items/ headlines, advertisements etc.	53.06
L508	Reads text with comprehension, locates details and sequence of events	50.67

Range of Performance of Students who Answered Correctly							
Below 30%		30% - 50%		50% - 75%		Above 75%	
Number	%	Number	%	Number	%	Number	%
73	15.73	149	32.11	179	38.58	63	13.58

Lowest Performing Learning Outcomes (LOs)

- 1 - Reads text with comprehension, locates details and sequence of events (50.67)
- 2 - Reads and comprehends independently storybooks, news items/ headlines, advertisements etc. (53.06)